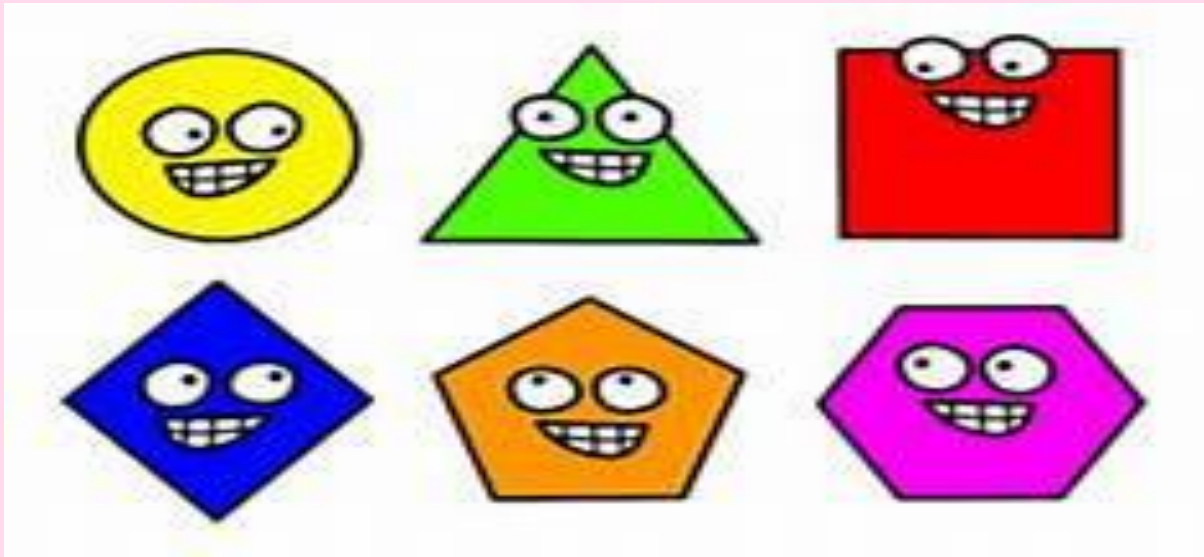


St. Thomas School, Sahibabad
Holiday Homework (2021-22)

Class -2

Sub – Mathematics

Activity 1- Make a wall hanging using following geometrical shapes:



Activity 2- Trace the footprints of different objects. (A potato, Bottle cap, A matchbox cover, Hand palm etc.)

- Learn and write Tables of 2,3,4 & 5 in your maths notebook.
- Write Counting from 401-1000 in your maths notebook

Holiday Homework
Class -2
Sub – English

Activity 1 - Make a “Word tree”



To make a Word Tree:

- Draw a beautiful tree on A4 size sheet.
- Colour it.
- Cut leaves out of different coloured A4 sheets.
- Write one new word that you have learnt on each leaf. Stick these leaves on to the branches of your ‘Word Tree’.
- Attach at least five new word leaves every week of your summer holidays.

- Write five singular nouns, make their plurals and show them with pictures.
- Write (synonym) pairs of the given words and show them with Pictures in English notebook.
Fast, glad, house, kid, garbage
- Do five pages writing in English notebook. (From chapter-1 "The Wind and the Sun" and chapter- 2"Grandpa Lost his Glasses")
- Learn Ch-1 (The Wind and the Sun)
- Draw the picture of Wind and Sun in your English notebook.

ST THOMAS SCHOOL SAHIBABAD

HOLIDAY HOMEWORK

CLASS-II

Subject – EVS

Do the following activity.

1. In your notebook draw or paste pictures of any five good habits that you follow each day. (Chapter-7 Good Habits)
2. Make a first-aid box for your home. Keep some necessary items in it like bandages, scissors and antiseptic lotion.(Chapter-10 Safety First)
3. Learn: -
 - a) Chapter -1 Families Work Together
 - b) Chapter- 6 My Body.

ACTIVITY

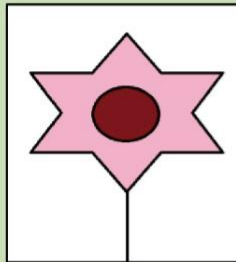
Draw and colour the following shapes in MS-Paint.

[Save it and take the printout ,whenever it is possible]


1.



2.



3.



4. Make a laptop from a cardboard box at home. The desktop screen should have a paper pasted on it containing your name, class and roll number. You would be asked to show the project in class after reopening of classes.

(Please refer to youtube videos for ex: <https://youtu.be/aPI8mk2yYZ4>)



विषय - हिन्दी (2021-22)

ग्रीष्मकालीन अवकाश हेतु गृहकार्य

कक्षा - द्वितीय

- प्रश्न 1. पाठ 1 और 2 के सभी प्रश्न -उत्तर अपनी हिन्दी कॉपी में साफ और सुंदर लेखनी में लिखें व याद करके रफ कॉपी में लिखें ।
2. एक पृष्ठ रोज सुलेख लिखें । (अलग कॉपी बनाकर कम से कम 15 पेज)
3. परियोजना कार्य- 1 और 2 अपनी किताब में ही करें । (पृष्ठ -123-124)
4. करके सीखो - पृष्ठ -19 की सहायता से रंग - बिरंगी तितलियाँ बनाइये और अपनी अभ्यास पुस्तिका में चिपकाइए / या अपने घर को सजाइए ।
5. मौज -मस्ती कविता पृष्ठ 21 याद करके अभिनय करते हुए एक मिनट का वीडियो बनाइये ।

Art & Craft Holiday Homework

Make a chart on three fruits and three vegetables.

Holiday Homework Physical Education

Perform following exercises at home.

<https://youtu.be/B0u0FZBsWY>

DANCE HOLIDAY HOMEWORK

Practice all Asamyuktha mudras (29)

HOLIDAY HOMEWORK MUSIC

1. Learn morning prayer "Heavenly Father" from school diary
2. Learn sargam and 2 alankaras

SARGAM- sa,re,ga,ma,pa,dha,ni,sa
sa,ni,dha,pa,ma,ga,re,sa

ALANKAR- 1. Sasa,rere,gaga, mama, papa, dhadha, nini, sasa
Sasa, nini, dhadha, papa, mama, gaga, rere, sasa

Alankar-2. Sasasa,rerere,gagaga, mamama, papapa, dhadhadha, ninini, sasasa
Sasasa, ninini, dhadhadha, papapa, mamama, gagaga, rerere, sasasa

3. Learn English prayer "Give thanks" from your school diary.
4. Learn Hindi prayers "Hey prampita" from your school diary.