

St. Thomas School, Indirapuram
Computer Worksheet 3 (Ch. 6 & 8)
Class I

Name _____

Roll no. _____

Section _____

Q1. Choose the correct answer and fill in the blanks.

- a) Mouse helps us to _____. (Print/Draw)
- b) The _____ sound is made by mouse when we press its button. (Beep/Click)
- c) Take off your _____ before entering the computer room (Shoes/Caps)
- d) Wash your _____ before touching the computer. (feet/hands)
- e) The _____ of the mouse is connected with the CPU. (Pointer/Tail)

Q2. Match the following parts of a computer mouse with real mouse.

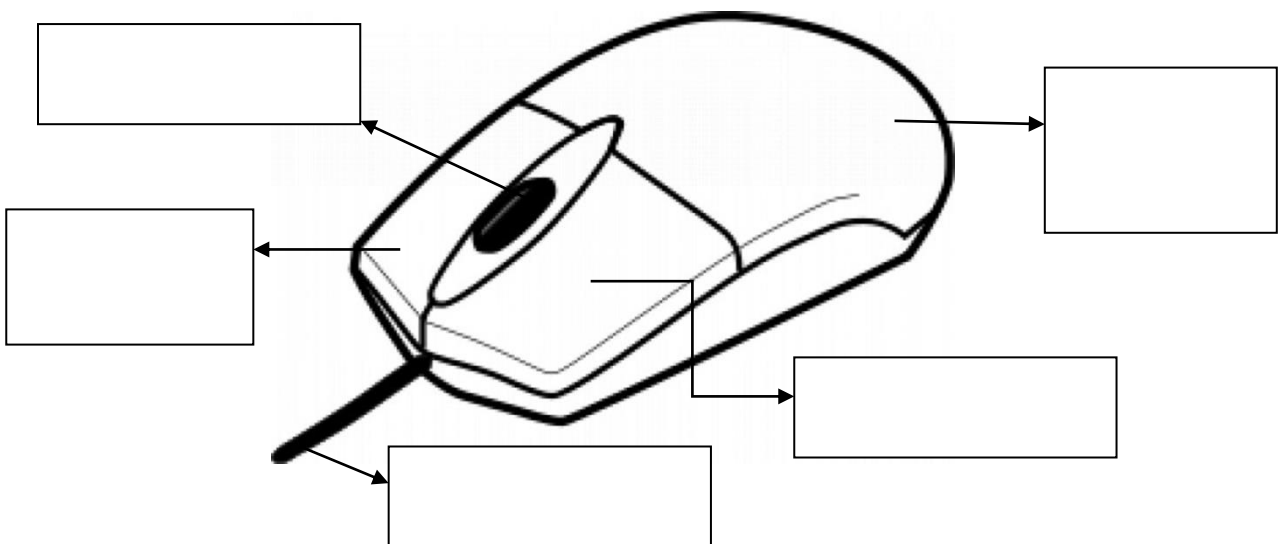
Real mouse

- a) Ears
- b) Tail
- c) Body

Computer mouse

- Mouse
- Buttons
- Cable

Q3. Label the following parts of computer mouse and color it.






Q4. Fill in the correct answer using help box.

Clicking	Double-clicking	Mouse-pad	Pointer
-----------------	------------------------	------------------	----------------

- a) Mouse should be kept on _____.
- b) Pressing the mouse button twice is called _____.
- c) The arrow that appears on the screen is called _____.
- d) Pressing the mouse button once is called _____.

Q5. Put a cross(X) for the pictures that are not considered as good manners in the computer room.

 <input type="checkbox"/>	 <input type="checkbox"/>
 <input type="checkbox"/>	 <input type="checkbox"/>